



SUPPORT CLASS RESULTS

AUSTRALIAN SUPERSPORT

Qualifying

Date: 24/02/17
 Event: Q03
 Weather: Cloudy - Temp: 18.6C
 Track: Dry - Temp: 29.7C

Started at: 17:00:10
 Laps: 15 Min
 Starters: 35
 Printed at: 17:25

PROVISIONAL CLASSIFICATION

Pos	No	Gr	Name	Machine	Fastest Lap	On Lap	Behind Prev	Behind Leader	Top Speed
1	12	D	Mark CHiodo (VIC) / Repsol Gas Racing	Triumph 675 R	1:35.899	5 of 5			255
2	53	A	Mason COOTE (VIC) / Mason Coote Racing / YRD	Yamaha YZF-R6	1:37.556	2 of 6	1.657	1.657	252
3	5	B	Ted COLLINS (VIC) / Next Gen Motorsport	Suzuki GSX R	1:37.765	4 of 10	.209	1.866	252
4	96	A	Luke MITCHELL (NSW) / DPH Motorsports / Yamaha	Yamaha YZF-R6	1:37.912	2 of 8	.147	2.013	255
5	64	B	Sam CONDON (NSW) / Bikebiz / Motul / Pirelli	Yamaha YZF-R6	1:38.051	8 of 9	.139	2.152	252
6	27	B	Nic LIMINTON (SA) / YRD / Arai / Ricondi / Race Center	Yamaha YZF-R6	1:38.144	9 of 9	.093	2.245	256
7	52	A	Ryan TAYLOR (VIC) / Pablo's Motorcycle Tyres / Arden Homes / RTR / YRD	Yamaha YZF-R6	1:38.492	6 of 9	.348	2.593	255
8	81	B	Cambridge OLIVIER (QLD) / Sydney West Riders Racing / YRD	Yamaha YZF-R6	1:38.714	9 of 9	.222	2.815	248
9	58	B	Callum ALDERSON (VIC) / AARK Racing Yamaha	Yamaha YZF-R6	1:38.829	7 of 9	.115	2.930	260
10	60	A	Ben BURKE (NSW) / SA Kawasaki / BC Performance	Yamaha YZF-R6	1:38.855	7 of 9	.026	2.956	254
11	47	A	Giuseppe SCARCELLA (NSW) / Held Australia	Honda CBR RR	1:38.856	6 of 9	.001	2.957	257
12	45	A	Jordan CARLSSON (QLD) / Dynojet / Graves Yamaha	Yamaha YZF-R6	1:38.928	4 of 9	.072	3.029	251
13	82	A	Chris QUINN (NSW) / Coopers Pale Ale YRD / HXR	Yamaha YZF-R6	1:39.146	3 of 7	.218	3.247	249
14	70	A	Samuel MULDOON (NSW) / Proworx Racing / Twin Connect	Kawasaki ZX6R	1:39.408	7 of 8	.262	3.509	242
15	7	C	Tom TOPARIS (NSW) / Cube Racing	Kawasaki ZXR6	1:39.623	6 of 8	.215	3.724	257
16	17	A	Brian HOUGHTON (QLD) / Conshift / K1 Racing	Honda CBR-RR	1:40.599	9 of 9	.976	4.700	251
17	54	B	Brendan WILSON (VIC) / Ryan Taylor Racing / Pablo's Motorcycle Tyres	Yamaha YZF-R6	1:40.774	4 of 9	.175	4.875	254
18	74	B	Cam RUSSELL (VIC) / Race Center / YRD	Yamaha YZF-R6	1:40.881	4 of 8	.107	4.982	248
19	26	A	Michael KNIGHT (NSW) / Yamaha YRD	Yamaha YZF-R6	1:41.161	7 of 9	.280	5.262	254
20	66	B	Hayden SPINKS (NSW) / Newcastle's Cheapest Cars / My Home Company	Kawasaki ZX6R	1:41.243	6 of 9	.082	5.344	252
21	46	B	Aidan HAYES (NSW) / Hayes Electrical / Hayes Johnston PL	Yamaha YZF-R6	1:41.601	6 of 9	.358	5.702	249
22	24	B	Jack DAWES (NSW)	Yamaha YZF-R6	1:41.767	5 of 7	.166	5.868	251

Scott Laing
 Chief Time Keeper - Scott Laing

Tom Williams
 Clerk of Course - Tom Williams

Computime Race Timing Systems Pty Ltd © 1996
 Licensed to Computime Race Timing Systems

COMPUTIME RACE TIMING SYSTEMS PTY LTD
www.computime.com.au

9 Timber Lane, Glen Waverley Vic 3150. Ph: 0418 17 13 17

E-mail: scott@computime.com.au





SUPPORT CLASS RESULTS

AUSTRALIAN SUPERSPORT

Qualifying

Date: 24/02/17
 Event: Q03
 Weather: Cloudy - Temp: 18.6C
 Track: Dry - Temp: 29.7C

Started at: 17:00:10
 Laps: 15 Min
 Starters: 35
 Printed at: 17:25

PROVISIONAL CLASSIFICATION

Pos	No	Gr	Name	Machine	Fastest Lap	On Lap	Behind Prev	Behind Leader	Top Speed
23	71	A	Lincoln GILDING (QLD) / Northern Volks Racing / Moto National	Yamaha YZF-R6	1:42.099	9 of 9	.332	6.200	257
24	486		Justin CASE (NSW) / Judisjewellery.com.au / Percy Jack M-cycles	Yamaha YZF-R6	1:42.228	9 of 9	.129	6.329	251
25	98	C	Grant DAVIS (NSW) / GASD / ASBG	Kawasaki ZX6R	1:42.300	5 of 6	.072	6.401	247
26	95	C	Jake PRUITI (WA) / Flashpoint Motosport	Triumph Daytona	1:42.368	7 of 8	.068	6.469	244
27	61	C	Rhys BELLING (VIC) / LXI Racing / Trilec Services	Yamaha YZF-R6	1:42.597	9 of 9	.229	6.698	249
28	87	A	Zac LEVY (QLD) / Puma RV'S / Hannay Lawyers / Kabuto Helmets	Yamaha YZF-R6	1:42.638	3 of 7	.041	6.739	254
29	86	C	Adrian FORDE (VIC) / Brad Signs	Suzuki GSX-R	1:43.363	4 of 8	.725	7.464	244
30	25	C	Steve HASLAM (NSW) / Melling Mechanical	Triumph Daytona	1:43.417	9 of 9	.054	7.518	239
31	56	B	Jimmy BROADBENT (NSW) / Kawasaki BCperformance Junior Team	Kawasaki ZX6R	1:43.444	7 of 8	.027	7.545	248
32	19	C	Bob MACKENZIE (VIC)	MV Agusta F3	1:44.254	2 of 8	.810	8.355	248
33	18	D	Joel RHODES (NSW) / Superbike Source Racing / Track Stop	Yamaha YZF-R6	1:44.321	6 of 8	.067	8.422	243
34	23		John McCABE (VIC) / Breast Cancer Awareness	Kawasaki ZX6R	1:44.638	6 of 8	.317	8.739	238
35	33	C	Steven WILLMOTT (VIC)	Yamaha YZF-R6	1:47.504	2 of 8	2.866	11.605	235

Current best lap for SS class - 1:35.826 by Shannon JOHNSON (VIC) on a Honda CBR-RR set on 16/10/09

*** ALL RIDERS QUALIFY ***

The results are provisional until the end of the time limit for protests and appeals.

Chief Time Keeper - Scott Laing

Clerk of Course - Tom Williams



Computime Race Timing Systems Pty Ltd © 1996
 Licensed to Computime Race Timing Systems

COMPUTIME RACE TIMING SYSTEMS PTY LTD
www.computime.com.au

9 Timber Lane, Glen Waverley Vic 3150. Ph: 0418 17 13 17

E-mail: scott@computime.com.au





SUPPORT CLASS RESULTS

AUSTRALIAN SUPERSPORT

Qualifying

Date: 24/02/17
 Event: Q03
 Weather: Cloudy - Temp: 18.6C
 Track: Dry - Temp: 29.7C

Started at: 17:00:10
 Laps: 15 Min
 Starters: 35
 Printed at: 17:25

PROVISIONAL LAP TIMES

No	Name	Lap 1	Lap 2	Lap 3	Lap 4	Lap 5	Lap 6	Lap 7	Lap 8	Lap 9	Lap 10
5	Ted COLLINS (VIC)	1:39.368	1:38.157	1:38.169	1:37.765	1:37.823	1:40.209	1:42.166	1:37.801	1:38.088	1:48.951
7	Tom TOPARIS (NSW)	1:59.601	1:39.938	1:41.045	2:58.701	1:56.613	1:39.623	1:39.714	1:39.629		
12	Mark CHIODO (VIC)	1:47.549	1:37.626	1:36.669	1:37.414	1:35.899					
17	Brian HOUGHTON (QLD)	1:52.690	1:44.706	1:42.146	1:41.769	1:42.348	1:41.376	1:42.056	1:40.820	1:40.599	
18	Joel RHODES (NSW)	1:56.136	1:46.666	1:45.639	1:44.546	1:45.527	1:44.321	1:45.160	1:47.295		
19	Bob MACKENZIE (VIC)	1:50.834	1:44.254	1:45.052	3:08.300	1:49.639	1:45.364	1:44.790	1:45.658		
23	John McCABE (VIC)	1:56.666	1:45.904	1:44.982	1:45.055	1:44.977	1:44.638	3:50.737	1:57.511		
24	Jack DAWES (NSW)	1:56.199	1:44.411	2:52.147	1:51.377	1:41.767	1:42.496	1:43.229			
25	Steve HASLAM (NSW)	1:56.677	1:45.437	1:46.383	1:44.199	1:44.496	1:44.585	1:43.973	1:43.418	1:43.417	
26	Michael KNIGHT (NSW)	1:51.670	1:43.178	1:42.589	1:42.997	1:42.177	1:41.752	1:41.161	1:41.553	1:41.571	
27	Nic LIMINTON (SA)	1:53.703	1:39.965	1:39.552	1:39.712	1:38.546	1:56.529	1:38.906	1:39.151	1:38.144	
33	Steven WILLMOTT (VIC)	1:54.320	1:47.504	1:47.682	1:47.961	1:48.378	1:47.841	1:49.325	1:47.594		
45	Jordan CARLSSON (QLD)	1:46.482	1:39.499	1:39.510	1:38.928	1:40.163	1:40.127	1:39.289	1:39.754	1:39.485	
46	Aidan HAYES (NSW)	1:51.575	1:42.708	1:51.980	1:42.634	1:42.746	1:41.601	1:49.746	1:43.459	1:44.384	
47	Giuseppe SCARCELLA (NSW)	1:51.044	1:40.017	2:21.677	1:45.805	1:59.088	1:38.856	1:38.916	1:39.035	1:39.015	
52	Ryan TAYLOR (VIC)	1:55.418	1:39.180	1:38.785	1:39.165	1:38.936	1:38.492	1:38.963	1:38.498	1:38.688	
53	Mason COOTE (VIC)	1:45.134	1:37.556	1:37.982	3:27.644	1:52.652	3:02.622				
54	Brendan WILSON (VIC)	1:51.033	1:42.904	1:41.374	1:40.774	1:42.735	1:44.639	1:42.143	1:41.528	1:41.098	
56	Jimmy BROADBENT (NSW)	1:51.475	1:44.530	1:45.160	1:43.958	3:14.216	1:55.212	1:43.444	1:43.946		
58	Callum ALDERSON (VIC)	1:52.248	1:41.744	1:52.227	1:40.419	1:39.503	1:39.405	1:38.829	1:39.193	1:51.956	
60	Ben BURKE (NSW)	1:48.848	1:44.306	1:39.533	1:39.471	1:40.555	1:39.275	1:38.855	1:39.765	1:39.183	
61	Rhys BELLING (VIC)	1:52.509	1:43.743	1:43.474	1:43.909	1:44.486	1:43.440	1:43.804	1:47.771	1:42.597	
64	Sam CONDON (NSW)	1:51.954	1:43.611	1:39.863	1:39.535	1:39.477	1:38.472	1:41.671	1:38.051	1:41.287	
66	Hayden SPINKS (NSW)	1:55.263	1:42.390	1:42.228	2:01.520	1:55.512	1:41.243	1:41.268	1:42.318	1:45.118	
70	Samuel MULDOON (NSW)	3:19.565	1:46.883	1:41.120	1:40.536	1:40.542	1:39.848	1:39.408	1:39.424		
71	Lincoln GILDING (QLD)	1:54.620	1:45.360	1:42.676	1:42.604	1:42.562	1:42.797	1:42.365	1:42.964	1:42.099	
74	Cam RUSSELL (VIC)	1:49.188	1:41.753	1:41.839	1:40.881	2:51.616	1:51.434	1:43.856	1:40.904		
81	Cambridge OLIVIER (QLD)	1:54.762	1:43.951	1:40.250	1:42.020	1:40.772	1:39.534	1:39.839	1:39.456	1:38.714	
82	Chris QUINN (NSW)	2:26.809	1:49.577	1:39.146	1:39.292	1:39.418	2:50.873	1:50.522			
86	Adrian FORDE (VIC)	1:51.802	1:44.405	1:43.887	1:43.363	1:43.834	1:43.585	1:43.905	1:43.550		
87	Zac LEVY (QLD)	1:49.675	1:42.913	1:42.638	4:15.037	1:50.394	1:46.160	1:42.929			
95	Jake PRUITI (WA)	1:54.943	1:45.420	1:44.010	1:43.250	1:42.634	1:42.468	1:42.368	1:43.467		
96	Luke MITCHELL (NSW)	1:49.304	1:37.912	1:43.025	1:38.077	1:38.219	3:34.762	1:50.612	1:38.326		
98	Grant DAVIS (NSW)	1:50.652	1:43.091	1:42.692	1:42.525	1:42.300	1:50.178				
486	Justin CASE (NSW)	1:52.881	1:44.705	1:45.005	1:43.595	1:43.616	1:42.750	1:42.482	1:43.169	1:42.228	

*** ALL RIDERS QUALIFY ***

The results are provisional until the end of the time limit for protests and appeals.


 Chief Time Keeper - Scott Laing


 Clerk of Course - Tom Williams




Computime Race Timing Systems Pty Ltd © 1996
 Licensed to Computime Race Timing Systems

COMPUTIME RACE TIMING SYSTEMS PTY LTD
www.computime.com.au

9 Timber Lane, Glen Waverley Vic 3150. Ph: 0418 17 13 17

E-mail: scott@computime.com.au





SUPPORT CLASS RESULTS

AUSTRALIAN SUPERSPORT

Qualifying

Date: 24/02/17
 Event: Q03
 Weather: Cloudy - Temp: 18.6C
 Track: Dry - Temp: 29.7C

Started at: 17:00:10
 Laps: 15 Min
 Starters: 35
 Printed at: 17:25

PROVISIONAL SPLIT TIMES

Lap	Split 1	Split 2	Split 3	Split 4	Lap Time	Spd	Lap	Split 1	Split 2	Split 3	Split 4	Lap Time	Spd
5 Ted COLLINS (VIC) (3rd)							18 Joel RHODES (NSW) (33th)						
1	23.642	29.457	18.900	27.369	1:39.368		1	32.163	32.497	21.418	30.058	1:56.136	P
2	23.869	28.615	18.477	27.196	1:38.157	249	2	25.652	30.996	20.470	29.548	1:46.666	242
3	23.753	28.419	18.625	27.372	1:38.169	251	3	25.705	30.239	20.144	29.551	1:45.639	239
4	23.627	28.322	18.542	27.274	1:37.765	251	4	25.588	30.196	19.937	28.825	1:44.546	238
5	23.717	28.342	18.505	27.259	1:37.823	251	5	25.005	30.363	20.931	29.228	1:45.527	243
6	23.697	29.088	19.704	27.720	1:40.209	251	6	25.447	29.905	19.828	29.141	1:44.321	239
7	24.175	31.109	19.534	27.348	1:42.166	251	7	25.413	30.326	19.972	29.449	1:45.160	237
8	23.667	28.431	18.456	27.247	1:37.801	251	8	25.533	32.159	20.162	29.441	1:47.295	238
9	23.613	28.580	18.617	27.278	1:38.088	252	19 Bob MACKENZIE (VIC) (32th)						
10	24.475	31.510	21.427	31.539	1:48.951	252	1	30.288	31.132	20.139	29.275	1:50.834	P
7 Tom TOPARIS (NSW) (15th)							2	25.049	30.515	19.957	28.733	1:44.254	247
1	40.149	32.275	19.203	27.974	1:59.601	P	3	25.055	30.678	20.341	28.978	1:45.052	248
2	24.225	29.306	18.812	27.595	1:39.938	248	4	25.329	30.621	20.156	1:52.194	3:08.300	242
3	24.154	29.590	19.606	27.695	1:41.045	257	5	30.647	30.357	19.792	28.843	1:49.639	P
4	23.718	29.489	19.576	1:45.918	2:58.701	255	6	25.551	30.681	20.193	28.939	1:45.364	243
5	40.242	29.603	18.939	27.829	1:56.613	P	7	25.546	30.450	19.792	29.002	1:44.790	238
6	24.195	28.994	18.811	27.623	1:39.623	254	8	25.660	30.636	19.856	29.506	1:45.658	239
7	23.799	28.902	18.655	28.358	1:39.714	250	23 John McCABE (VIC) (34th)						
8	23.783	28.869	19.157	27.820	1:39.629	249	1	35.095	31.552	20.451	29.568	1:56.666	P
12 Mark CHIODO (VIC) (1st)							2	25.592	31.040	20.174	29.098	1:45.904	238
1	29.959	30.536	19.349	27.705	1:47.549	P	3	25.414	30.647	19.898	29.023	1:44.982	236
2	23.583	28.473	18.419	27.151	1:37.626	254	4	25.618	30.511	19.916	29.010	1:45.055	233
3	23.229	28.173	18.299	26.968	1:36.669	254	5	25.187	31.124	19.742	28.924	1:44.977	234
4	23.450	28.149	18.607	27.208	1:37.414	255	6	25.147	30.443	19.858	29.190	1:44.638	236
5	23.043	27.829	18.203	26.824	1:35.899	254	7	26.409	31.744	21.566	2:31.018	3:50.737	234
17 Brian HOUGHTON (QLD) (16th)							8	33.605	32.382	20.908	30.616	1:57.511	P
1	32.480	31.367	19.735	29.108	1:52.690	P	24 Jack DAWES (NSW) (22th)						
2	25.494	30.723	19.793	28.696	1:44.706	247	1	35.450	31.644	20.290	28.815	1:56.199	P
3	24.336	29.942	19.363	28.505	1:42.146	251	2	25.188	30.907	19.843	28.473	1:44.411	251
4	24.582	29.426	19.186	28.575	1:41.769	243	3	25.394	30.640	19.867	1:36.246	2:52.147	247
5	24.227	29.731	19.826	28.564	1:42.348	246	4	32.970	29.984	19.631	28.792	1:51.377	P
6	24.355	29.529	19.272	28.220	1:41.376	251	5	24.550	29.513	19.513	28.191	1:41.767	247
7	24.454	29.877	19.247	28.478	1:42.056	250	6	24.784	29.674	19.466	28.572	1:42.496	249
8	24.145	29.267	19.341	28.067	1:40.820	249	7	25.173	30.069	19.670	28.317	1:43.229	249
9	23.902	29.366	19.275	28.056	1:40.599	251							

Scott Laing
 Chief Time Keeper - Scott Laing


Tom Williams
 Clerk of Course - Tom Williams



Computime Race Timing Systems Pty Ltd © 1996
 Licensed to Computime Race Timing Systems
COMPUTIME RACE TIMING SYSTEMS PTY LTD
www.computime.com.au

9 Timber Lane, Glen Waverley Vic 3150. Ph: 0418 17 13 17

E-mail: scott@computime.com.au





SUPPORT CLASS RESULTS

AUSTRALIAN SUPERSPORT

Qualifying

Date: 24/02/17
 Event: Q03
 Weather: Cloudy - Temp: 18.6C
 Track: Dry - Temp: 29.7C

Started at: 17:00:10
 Laps: 15 Min
 Starters: 35
 Printed at: 17:25

PROVISIONAL SPLIT TIMES

Lap	Split 1	Split 2	Split 3	Split 4	Lap Time	Spd	Lap	Split 1	Split 2	Split 3	Split 4	Lap Time	Spd
25 Steve HASLAM (NSW) (30th)							6	26.724	31.239	20.425	29.453	1:47.841	231
1	35.362	30.874	20.696	29.745	1:56.677 P		7	27.616	31.200	20.980	29.529	1:49.325	230
2	25.753	30.341	20.288	29.055	1:45.437	239	8	26.885	31.075	20.612	29.022	1:47.594	229
3	25.809	30.822	20.049	29.703	1:46.383	239	45 Jordan CARLSSON (QLD) (12th)						
4	25.523	29.707	20.299	28.670	1:44.199	237	1	29.493	29.413	19.391	28.185	1:46.482 P	
5	25.683	30.192	20.091	28.530	1:44.496	236	2	23.925	28.688	19.254	27.632	1:39.499	248
6	25.741	29.991	20.090	28.763	1:44.585	239	3	23.955	28.871	19.166	27.518	1:39.510	248
7	25.266	29.958	20.069	28.680	1:43.973	237	4	23.915	28.420	18.997	27.596	1:38.928	243
8	25.213	29.617	19.929	28.659	1:43.418	236	5	24.129	28.925	19.204	27.905	1:40.163	239
9	25.300	29.524	19.960	28.633	1:43.417	236	6	24.305	28.682	19.159	27.981	1:40.127	241
26 Michael KNIGHT (NSW) (19th)							7	23.899	28.678	19.097	27.615	1:39.289	242
1	30.462	31.899	20.328	28.981	1:51.670 P		8	24.228	28.648	19.183	27.695	1:39.754	251
2	25.011	30.083	19.691	28.393	1:43.178	247	9	24.047	28.680	19.129	27.629	1:39.485	248
3	25.007	29.698	19.576	28.308	1:42.589	254	46 Aidan HAYES (NSW) (21th)						
4	25.169	30.024	19.497	28.307	1:42.997	250	1	30.632	31.712	20.549	28.682	1:51.575 P	
5	24.903	29.624	19.524	28.126	1:42.177	250	2	25.123	29.657	19.623	28.305	1:42.708	242
6	24.736	29.407	19.434	28.175	1:41.752	251	3	24.915	38.365	19.609	29.091	1:51.980	246
7	24.591	29.312	19.222	28.036	1:41.161	251	4	24.492	30.277	19.492	28.373	1:42.634	249
8	24.605	29.344	19.379	28.225	1:41.553	251	5	24.786	29.823	19.692	28.445	1:42.746	247
9	24.742	29.376	19.389	28.064	1:41.571	248	6	24.476	29.650	19.225	28.250	1:41.601	247
27 Nic LIMINTON (SA) (6th)							7	24.521	37.170	19.473	28.582	1:49.746	244
1	35.726	30.373	19.340	28.264	1:53.703 P		8	24.750	29.998	20.059	28.652	1:43.459	241
2	24.180	29.067	18.827	27.891	1:39.965	248	9	25.354	30.561	19.676	28.793	1:44.384	239
3	23.974	29.046	18.861	27.671	1:39.552	248	47 Giuseppe SCARCELLA (NSW) (11th)						
4	24.158	28.841	18.866	27.847	1:39.712	256	1	33.203	30.674	19.317	27.850	1:51.044 P	
5	23.669	28.686	18.580	27.611	1:38.546	249	2	23.871	29.582	18.920	27.644	1:40.017	252
6	24.748	43.074	20.678	28.029	1:56.529	256	3	24.081	29.585	20.252	1:07.759	2:21.677	248
7	23.895	28.724	18.669	27.618	1:38.906	249	4	28.733	30.203	19.101	27.768	1:45.805 P	
8	23.664	28.834	18.781	27.872	1:39.151	250	5	23.686	48.177	19.627	27.598	1:59.088	257
9	23.610	28.645	18.458	27.431	1:38.144	251	6	23.663	28.873	18.613	27.707	1:38.856	257
33 Steven WILLMOTT (VIC) (35th)							7	23.745	28.738	18.743	27.690	1:38.916	252
1	32.147	31.515	20.639	30.019	1:54.320 P		8	23.598	28.888	18.890	27.659	1:39.035	255
2	26.614	31.130	20.224	29.536	1:47.504	230	9	23.587	28.715	18.798	27.915	1:39.015	253
3	26.248	31.053	20.711	29.670	1:47.682	231	52 Ryan TAYLOR (VIC) (7th)						
4	26.473	30.972	20.473	30.043	1:47.961	230	1	39.524	29.111	18.989	27.794	1:55.418 P	
5	26.473	30.967	21.433	29.505	1:48.378	235							

Scott Laing
 Chief Time Keeper - Scott Laing

Tom Williams
 Clerk of Course - Tom Williams




Computime Race Timing Systems Pty Ltd © 1996
 Licensed to Computime Race Timing Systems
COMPUTIME RACE TIMING SYSTEMS PTY LTD
www.computime.com.au

9 Timber Lane, Glen Waverley Vic 3150. Ph: 0418 17 13 17

E-mail: scott@computime.com.au





SUPPORT CLASS RESULTS

AUSTRALIAN SUPERSPORT

Qualifying

Date: 24/02/17
 Event: Q03
 Weather: Cloudy - Temp: 18.6C
 Track: Dry - Temp: 29.7C

Started at: 17:00:10
 Laps: 15 Min
 Starters: 35
 Printed at: 17:25

PROVISIONAL SPLIT TIMES

Lap	Split 1	Split 2	Split 3	Split 4	Lap Time	Spd	Lap	Split 1	Split 2	Split 3	Split 4	Lap Time	Spd
2	23.932	28.475	19.076	27.697	1:39.180	252	1	31.246	32.017	20.098	28.887	1:52.248	P
3	23.700	28.608	18.884	27.593	1:38.785	255	2	24.538	29.652	19.329	28.225	1:41.744	253
4	23.839	28.984	18.823	27.519	1:39.165	255	3	24.074	40.361	19.505	28.287	1:52.227	255
5	23.761	28.854	18.774	27.547	1:38.936	254	4	24.131	29.506	19.048	27.734	1:40.419	260
6	23.849	28.346	18.794	27.503	1:38.492	252	5	23.790	29.084	18.915	27.714	1:39.503	257
7	23.786	28.607	18.908	27.662	1:38.963	252	6	23.814	28.977	18.807	27.807	1:39.405	255
8	23.753	28.480	18.811	27.454	1:38.498	252	7	23.675	28.981	18.659	27.514	1:38.829	258
9	23.832	28.381	18.907	27.568	1:38.688	254	8	23.924	28.892	18.718	27.659	1:39.193	255
							9	23.898	40.231	19.800	28.027	1:51.956	257
53 Mason COOTE (VIC) (2nd)													
1	29.852	29.012	18.989	27.281	1:45.134	P							
2	23.699	28.400	18.492	26.965	1:37.556	252							
3	24.038	28.290	18.571	27.083	1:37.982	251							
4	24.112	27.982	18.745	2:16.805	3:27.644	250							
5	35.763	30.051	19.367	27.471	1:52.652	P							
6	24.012	28.470	18.965	1:51.175	3:02.622	249							
54 Brendan WILSON (VIC) (17th)													
1	30.781	31.349	20.179	28.724	1:51.033	P							
2	24.983	29.897	19.847	28.177	1:42.904	247							
3	24.536	29.316	19.574	27.948	1:41.374	254							
4	24.435	29.232	19.202	27.905	1:40.774	252							
5	24.505	29.857	19.651	28.722	1:42.735	251							
6	24.664	30.965	20.268	28.742	1:44.639	250							
7	24.701	29.652	19.523	28.267	1:42.143	249							
8	24.730	29.400	19.334	28.064	1:41.528	253							
9	24.527	29.432	19.390	27.749	1:41.098	251							
56 Jimmy BROADBENT (NSW) (31th)													
1	30.811	30.836	20.593	29.235	1:51.475	P							
2	25.621	29.946	20.098	28.865	1:44.530	248							
3	25.536	30.712	20.259	28.653	1:45.160	248							
4	25.388	29.846	19.786	28.938	1:43.958	248							
5	25.187	30.569	21.201	1:57.259	3:14.216	240							
6	34.024	31.414	20.808	28.966	1:55.212	P							
7	25.086	29.799	19.770	28.789	1:43.444	247							
8	25.108	29.564	20.282	28.992	1:43.946	246							
58 Callum ALDERSON (VIC) (9th)													
60 Ben BURKE (NSW) (10th)													
1	29.249	31.415	19.581	28.603	1:48.848	P							
2	25.586	31.502	19.170	28.048	1:44.306	248							
3	23.931	28.917	18.892	27.793	1:39.533	252							
4	23.800	29.314	18.698	27.659	1:39.471	249							
5	24.479	29.185	18.942	27.949	1:40.555	254							
6	23.843	28.971	18.752	27.709	1:39.275	248							
7	23.843	28.716	18.620	27.676	1:38.855	248							
8	23.941	28.634	18.950	28.240	1:39.765	248							
9	23.676	28.813	18.720	27.974	1:39.183	247							
61 Rhys BELLING (VIC) (27th)													
1	31.171	31.668	20.284	29.386	1:52.509	P							
2	25.336	30.164	19.497	28.746	1:43.743	248							
3	24.961	30.178	19.707	28.628	1:43.474	249							
4	25.265	30.179	19.826	28.639	1:43.909	247							
5	25.345	30.536	19.766	28.839	1:44.486	248							
6	24.913	29.769	19.894	28.864	1:43.440	248							
7	25.141	30.185	19.861	28.617	1:43.804	248							
8	25.388	33.029	20.468	28.886	1:47.771	249							
9	24.813	29.831	19.540	28.413	1:42.597	248							
64 Sam CONDON (NSW) (5th)													
1	30.908	31.837	20.303	28.906	1:51.954	P							
2	24.691	30.592	19.468	28.860	1:43.611	247							
3	23.960	28.768	18.845	28.290	1:39.863	251							
4	24.126	28.891	18.925	27.593	1:39.535	248							
5	23.525	29.299	19.023	27.630	1:39.477	252							
6	23.520	28.650	18.895	27.407	1:38.472	251							


 Chief Time Keeper - Scott Laing


 Clerk of Course - Tom Williams



Computime Race Timing Systems Pty Ltd © 1996
 Licensed to Computime Race Timing Systems
COMPUTIME RACE TIMING SYSTEMS PTY LTD
www.computime.com.au

9 Timber Lane, Glen Waverley Vic 3150. Ph: 0418 17 13 17

E-mail: scott@computime.com.au





SUPPORT CLASS RESULTS

AUSTRALIAN SUPERSPORT

Qualifying

Date: 24/02/17
 Event: Q03
 Weather: Cloudy - Temp: 18.6C
 Track: Dry - Temp: 29.7C

Started at: 17:00:10
 Laps: 15 Min
 Starters: 35
 Printed at: 17:25

PROVISIONAL SPLIT TIMES

Lap	Split 1	Split 2	Split 3	Split 4	Lap Time	Spd	Lap	Split 1	Split 2	Split 3	Split 4	Lap Time	Spd
7	24.017	30.182	19.634	27.838	1:41.671	250	3	24.643	29.662	19.295	28.239	1:41.839	245
8	23.577	28.336	18.660	27.478	1:38.051	249	4	24.467	29.338	19.144	27.932	1:40.881	246
9	24.505	29.270	19.567	27.945	1:41.287	251	5	30.015	33.483	21.756	1:26.362	2:51.616	245
66 Hayden SPINKS (NSW) (20th)							6	31.300	31.129	20.343	28.662	1:51.434 P	
1	35.229	30.958	20.423	28.653	1:55.263 P		7	24.466	30.787	20.228	28.375	1:43.856	245
2	24.726	29.637	19.714	28.313	1:42.390	248	8	24.523	29.043	19.107	28.231	1:40.904	245
3	24.778	29.768	19.470	28.212	1:42.228	246	81 Cambridge OLIVIER (QLD) (8th)						
4	24.296	49.555	19.427	28.242	2:01.520	247	1	31.998	32.324	20.895	29.545	1:54.762 P	
5	24.646	43.452	19.288	28.126	1:55.512	243	2	24.705	30.108	20.461	28.677	1:43.951	247
6	24.418	29.712	19.146	27.967	1:41.243	249	3	24.315	29.103	18.925	27.907	1:40.250	247
7	24.648	29.331	19.340	27.949	1:41.268	248	4	24.641	29.402	19.436	28.541	1:42.020	246
8	24.354	30.336	19.409	28.219	1:42.318	248	5	24.958	28.955	19.001	27.858	1:40.772	248
9	25.295	30.825	19.758	29.240	1:45.118	252	6	24.032	28.947	18.861	27.694	1:39.534	247
70 Samuel MULDOON (NSW) (14th)							7	23.926	29.409	18.935	27.569	1:39.839	247
1	35.755	30.919	19.340	1:53.551	3:19.565 P		8	23.863	28.609	18.773	28.211	1:39.456	248
2	30.187	29.427	19.205	28.064	1:46.883 P		9	23.816	28.623	18.710	27.565	1:38.714	244
3	24.888	29.202	19.344	27.686	1:41.120	242	82 Chris QUINN (NSW) (13th)						
4	24.062	29.163	19.109	28.202	1:40.536	242	1	33.928	30.735	19.613	1:02.533	2:26.809 P	
5	24.312	29.034	19.099	28.097	1:40.542	237	2	30.344	31.992	19.249	27.992	1:49.577 P	
6	24.223	28.840	18.855	27.930	1:39.848	236	3	23.899	28.880	18.639	27.728	1:39.146	249
7	24.000	28.663	18.886	27.859	1:39.408	240	4	23.796	28.994	18.739	27.763	1:39.292	248
8	24.170	28.478	18.886	27.890	1:39.424	240	5	24.003	28.803	18.695	27.917	1:39.418	247
71 Lincoln GILDING (QLD) (23th)							6	24.759	32.582	19.951	1:33.581	2:50.873	248
1	31.801	32.617	20.507	29.695	1:54.620 P		7	32.712	31.030	19.071	27.709	1:50.522 P	
2	25.589	30.919	20.346	28.506	1:45.360	252	86 Adrian FORDE (VIC) (29th)						
3	24.693	29.857	19.784	28.342	1:42.676	257	1	30.752	31.388	19.978	29.684	1:51.802 P	
4	24.875	29.963	19.591	28.175	1:42.604	257	2	25.093	30.792	19.826	28.694	1:44.405	241
5	24.812	29.697	19.759	28.294	1:42.562	251	3	24.702	30.424	19.831	28.930	1:43.887	242
6	24.853	29.732	19.746	28.466	1:42.797	254	4	24.885	30.477	19.454	28.547	1:43.363	239
7	24.817	29.874	19.464	28.210	1:42.365	251	5	24.637	30.553	19.786	28.858	1:43.834	242
8	24.997	29.960	19.726	28.281	1:42.964	249	6	24.763	30.128	19.736	28.958	1:43.585	243
9	24.641	29.528	19.591	28.339	1:42.099	245	7	24.821	30.419	19.818	28.847	1:43.905	242
74 Cam RUSSELL (VIC) (18th)							8	24.838	30.410	19.595	28.707	1:43.550	241
1	30.004	31.223	19.723	28.238	1:49.188 P		87 Zac LEVY (QLD) (28th)						
2	24.534	29.807	19.279	28.133	1:41.753	248	1	29.699	31.975	19.755	28.246	1:49.675 P	

Chief Time Keeper - Scott Laing


Clerk of Course - Tom Williams



Computime Race Timing Systems Pty Ltd © 1996
 Licensed to Computime Race Timing Systems
COMPUTIME RACE TIMING SYSTEMS PTY LTD
www.computime.com.au

9 Timber Lane, Glen Waverley Vic 3150. Ph: 0418 17 13 17

E-mail: scott@computime.com.au





SUPPORT CLASS RESULTS

AUSTRALIAN SUPERSPORT

Qualifying

Date: 24/02/17
 Event: Q03
 Weather: Cloudy - Temp: 18.6C
 Track: Dry - Temp: 29.7C

Started at: 17:00:10
 Laps: 15 Min
 Starters: 35
 Printed at: 17:25

PROVISIONAL SPLIT TIMES

Lap	Split 1	Split 2	Split 3	Split 4	Lap Time	Spd	Lap	Split 1	Split 2	Split 3	Split 4	Lap Time	Spd
2	24.914	29.931	19.534	28.534	1:42.913	254	7	32.174	30.792	19.621	28.025	1:50.612 P	
3	24.980	29.704	19.354	28.600	1:42.638	252	8	23.494	28.090	19.079	27.663	1:38.326	253
4	25.124	30.832	20.322	2:58.759	4:15.037	251							
5	30.033	31.048	20.411	28.902	1:50.394 P		98 Grant DAVIS (NSW) (25th)						
6	25.119	32.187	19.640	29.214	1:46.160	253	1	29.594	31.644	20.308	29.106	1:50.652 P	
7	24.942	29.838	19.579	28.570	1:42.929	251	2	24.995	29.870	19.593	28.633	1:43.091	245
							3	24.724	29.739	19.622	28.607	1:42.692	247
							4	24.709	29.719	19.423	28.674	1:42.525	245
95 Jake PRUITI (WA) (26th)							5	24.666	29.931	19.405	28.298	1:42.300	247
1	31.694	32.004	21.129	30.116	1:54.943 P		6	27.299	32.476	22.114	28.289	1:50.178	239
2	25.545	30.604	20.347	28.924	1:45.420	241	486 Justin CASE (NSW) (24th)						
3	25.155	30.073	19.847	28.935	1:44.010	243	1	31.045	32.134	20.408	29.294	1:52.881 P	
4	25.078	29.821	19.786	28.565	1:43.250	240	2	24.848	30.708	20.124	29.025	1:44.705	251
5	24.856	29.584	19.685	28.509	1:42.634	242	3	25.012	30.618	20.095	29.280	1:45.005	247
6	24.735	29.636	19.707	28.390	1:42.468	242	4	25.030	30.206	19.780	28.579	1:43.595	228
7	24.771	29.627	19.522	28.448	1:42.368	244	5	25.105	30.115	19.659	28.737	1:43.616	244
8	24.709	30.366	20.009	28.383	1:43.467	238	6	24.451	30.173	19.666	28.460	1:42.750	251
96 Luke MITCHELL (NSW) (4th)							7	24.568	30.066	19.490	28.358	1:42.482	249
1	30.168	30.929	20.061	28.146	1:49.304 P		8	24.863	30.133	19.698	28.475	1:43.169	249
2	23.715	28.346	18.593	27.258	1:37.912	252	9	24.325	29.910	19.429	28.564	1:42.228	249
3	23.488	31.364	20.254	27.919	1:43.025	255							
4	23.650	28.414	18.602	27.411	1:38.077	253							
5	23.797	28.292	18.718	27.412	1:38.219	251							
6	24.528	31.491	19.851	2:18.892	3:34.762	249							

*** ALL RIDERS QUALIFY ***

The results are provisional until the end of the time limit for protests and appeals.


 Chief Time Keeper - Scott Laing



 Clerk of Course - Tom Williams



Computime Race Timing Systems Pty Ltd © 1996
 Licensed to Computime Race Timing Systems
COMPUTIME RACE TIMING SYSTEMS PTY LTD
www.computime.com.au

9 Timber Lane, Glen Waverley Vic 3150. Ph: 0418 17 13 17

E-mail: scott@computime.com.au





SUPPORT CLASS RESULTS

AUSTRALIAN SUPERSPORT

Qualifying

Date: 24/02/17
 Event: Q03
 Weather: Cloudy - Temp: 18.6C
 Track: Dry - Temp: 29.7C

Started at: 17:00:10
 Laps: 15 Min
 Starters: 35
 Printed at: 17:25


PROVISIONAL FASTEST LAPS SEQUENCE

Race Time	No	Name	Machine	Fastest Lap	On Lap
1:39.924	5	Ted COLLINS (VIC)	Suzuki GSX R	1:39.368	1
3:18.081	5	Ted COLLINS (VIC)	Suzuki GSX R	1:38.157	2
3:28.087	96	Luke MITCHELL (NSW)	Yamaha YZF-R6	1:37.912	2
4:48.899	12	Mark CHIODO (VIC)	Triumph 675 R	1:37.626	2
4:51.540	53	Mason COOTE (VIC)	Yamaha YZF-R6	1:37.556	2
6:25.568	12	Mark CHIODO (VIC)	Triumph 675 R	1:36.669	3
9:38.881	12	Mark CHIODO (VIC)	Triumph 675 R	1:35.899	5

*** ALL RIDERS QUALIFY ***

The results are provisional until the end of the time limit for protests and appeals.


 Chief Time Keeper - Scott Laing


 Clerk of Course - Tom Williams



Computime Race Timing Systems Pty Ltd © 1996
 Licensed to Computime Race Timing Systems
COMPUTIME RACE TIMING SYSTEMS PTY LTD
www.computime.com.au

9 Timber Lane, Glen Waverley Vic 3150. Ph: 0418 17 13 17

E-mail: scott@computime.com.au





SUPPORT CLASS RESULTS

AUSTRALIAN SUPERSPORT

Qualifying

Date: 24/02/17
 Event: Q03
 Weather: Cloudy - Temp: 18.6C
 Track: Dry - Temp: 29.7C

Started at: 17:00:10
 Laps: 15 Min
 Starters: 35
 Printed at: 17:25

PROVISIONAL BEST PARTIAL TIMES

Pos	Split 1		Split 2		Split 3		Split 4		LAP		Ideal	Fastest
	Name	Time	Name	Time	Name	Time	Name	Time	Name			
1	M. CHIODO	23.043	M. CHIODO	27.829	M. CHIODO	18.203	M. CHIODO	26.824	M. CHIODO	1:35.899	1:35.899	
2	L. MITCHELL	23.488	M. COOTE	27.982	T. COLLINS	18.456	M. COOTE	26.965	M. COOTE	1:37.138	1:37.556	
3	S. CONDON	23.520	L. MITCHELL	28.090	N. LIMINTON	18.458	T. COLLINS	27.196	L. MITCHELL	1:37.429	1:37.912	
4	G. SCARCELLA	23.587	T. COLLINS	28.322	M. COOTE	18.492	L. MITCHELL	27.258	T. COLLINS	1:37.587	1:37.765	
5	N. LIMINTON	23.610	S. CONDON	28.336	L. MITCHELL	18.593	S. CONDON	27.407	S. CONDON	1:37.923	1:38.051	
6	T. COLLINS	23.613	R. TAYLOR	28.346	G. SCARCELLA	18.613	N. LIMINTON	27.431	N. LIMINTON	1:38.144	1:38.144	
7	C. ALDERSON	23.675	J. CARLSSON	28.420	B. BURKE	18.620	R. TAYLOR	27.454	R. TAYLOR	1:38.274	1:38.492	
8	B. BURKE	23.676	S. MULDOON	28.478	C. QUINN	18.639	C. ALDERSON	27.514	G. SCARCELL	1:38.513	1:38.856	
9	M. COOTE	23.699	C. OLIVIER	28.609	T. TOPARIS	18.655	J. CARLSSON	27.518	B. BURKE	1:38.589	1:38.855	
10	R. TAYLOR	23.700	B. BURKE	28.634	C. ALDERSON	18.659	C. OLIVIER	27.565	C. OLIVIER	1:38.700	1:38.714	
11	T. TOPARIS	23.718	N. LIMINTON	28.645	S. CONDON	18.660	T. TOPARIS	27.595	C. ALDERSON	1:38.740	1:38.829	
12	C. QUINN	23.796	G. SCARCELLA	28.715	C. OLIVIER	18.710	G. SCARCELLA	27.598	J. CARLSSON	1:38.834	1:38.928	
13	C. OLIVIER	23.816	C. QUINN	28.801	R. TAYLOR	18.774	B. BURKE	27.659	T. TOPARIS	1:38.837	1:39.623	
14	J. CARLSSON	23.899	T. TOPARIS	28.869	S. MULDOON	18.855	S. MULDOON	27.686	C. QUINN	1:38.945	1:39.146	
15	B. HOUGHTON	23.902	C. ALDERSON	28.892	J. CARLSSON	18.997	C. QUINN	27.709	S. MULDOON	1:39.019	1:39.408	
16	S. MULDOON	24.000	C. RUSSELL	29.043	C. RUSSELL	19.107	B. WILSON	27.749	B. HOUGHTON	1:40.411	1:40.599	
17	G. DAVIS	24.228	B. WILSON	29.232	H. SPINKS	19.146	C. RUSSELL	27.932	C. RUSSELL	1:40.548	1:40.881	
18	H. SPINKS	24.296	B. HOUGHTON	29.267	B. HOUGHTON	19.186	H. SPINKS	27.949	B. WILSON	1:40.618	1:40.774	
19	J. CASE	24.325	M. KNIGHT	29.312	B. WILSON	19.202	M. KNIGHT	28.036	H. SPINKS	1:40.722	1:41.243	
20	B. WILSON	24.435	H. SPINKS	29.331	M. KNIGHT	19.222	B. HOUGHTON	28.056	M. KNIGHT	1:41.161	1:41.161	
21	C. RUSSELL	24.466	J. DAWES	29.513	A. HAYES	19.225	L. GILDING	28.175	A. HAYES	1:41.601	1:41.601	
22	A. HAYES	24.476	S. HASLAM	29.524	Z. LEVY	19.354	J. DAWES	28.191	G. DAVIS	1:41.641	1:42.300	
23	J. DAWES	24.550	L. GILDING	29.528	G. DAVIS	19.405	Z. LEVY	28.246	J. DAWES	1:41.720	1:41.767	
24	M. KNIGHT	24.591	J. BROADBENT	29.564	J. CASE	19.429	A. HAYES	28.250	L. GILDING	1:41.808	1:42.099	
25	A. FORDE	24.637	J. PRUITI	29.584	A. FORDE	19.454	G. DAVIS	28.289	J. CASE	1:42.022	1:42.228	
26	L. GILDING	24.641	A. HAYES	29.650	L. GILDING	19.464	J. CASE	28.358	J. PRUITI	1:42.198	1:42.368	
27	J. PRUITI	24.709	Z. LEVY	29.704	J. DAWES	19.466	J. PRUITI	28.383	Z. LEVY	1:42.218	1:42.638	
28	R. BELLING	24.813	G. DAVIS	29.719	R. BELLING	19.497	R. BELLING	28.413	R. BELLING	1:42.492	1:42.597	
29	Z. LEVY	24.914	R. BELLING	29.769	J. PRUITI	19.522	S. HASLAM	28.530	A. FORDE	1:42.766	1:43.363	
30	J. RHODES	25.005	J. RHODES	29.905	J. McCABE	19.742	A. FORDE	28.547	J. BROADBENT	1:43.073	1:43.444	
31	B. MACKENZIE	25.049	J. CASE	29.910	J. BROADBENT	19.770	J. BROADBENT	28.653	S. HASLAM	1:43.196	1:43.417	
32	J. BROADBENT	25.086	A. FORDE	30.128	B. MACKENZIE	19.792	B. MACKENZIE	28.733	J. RHODES	1:43.563	1:44.321	
33	J. McCABE	25.147	B. MACKENZIE	30.357	J. RHODES	19.828	J. RHODES	28.825	B. MACKENZIE	1:43.931	1:44.254	
34	S. HASLAM	25.213	J. McCABE	30.443	S. HASLAM	19.929	J. McCABE	28.924	J. McCABE	1:44.256	1:44.638	
35	S. WILLMOTT	26.248	S. WILLMOTT	30.967	S. WILLMOTT	20.224	S. WILLMOTT	29.022	S. WILLMOTT	1:46.461	1:47.504	

*** ALL RIDERS QUALIFY ***

The results are provisional until the end of the time limit for protests and appeals.


 Chief Time Keeper - Scott Laing


 Clerk of Course - Tom Williams



Computime Race Timing Systems Pty Ltd © 1996
 Licensed to Computime Race Timing Systems
COMPUTIME RACE TIMING SYSTEMS PTY LTD
www.computime.com.au

9 Timber Lane, Glen Waverley Vic 3150. Ph: 0418 17 13 17

E-mail: scott@computime.com.au





SUPPORT CLASS RESULTS

AUSTRALIAN SUPERSPORT

Date: 24/02/17
Event: Q03
Weather: Cloudy - Temp: 18.6C
Track: Dry - Temp: 29.7C

Started at: 17:00:10
Laps: 15 Min
Starters: 35
Printed at: 17:25

PROVISIONAL GRID SHEET



1	12 M. CHIDO 1:35.899	2	53 M. COOTE 1:37.556	3	5 T. COLLINS 1:37.765
2	96 L. MITCHELL 1:37.912	4	64 S. CONDON 1:38.051	5	27 N. LIMINTON 1:38.144
3	52 R. TAYLOR 1:38.492	6	81 C. OLIVIER 1:38.714	7	58 C. ALDERSON 1:38.829
4	60 B. BURKE 1:38.855	8	47 G. SCARCELLA 1:38.856	8	45 J. CARLSSON 1:38.928
5	82 C. QUINN 1:39.146	9	70 S. MULDOON 1:39.408	9	7 T. TOPARIS 1:39.623
6	17 B. HOUGHTON 1:40.599	10	54 B. WILSON 1:40.774	10	74 C. RUSSELL 1:40.881
7	26 M. KNIGHT 1:41.161	11	66 H. SPINKS 1:41.243	11	46 A. HAYES 1:41.601
8	24 J. DAWES 1:41.767	12	71 L. GILDING 1:42.099	12	486 J. CASE 1:42.228
9	98 G. DAVIS 1:42.300	13	95 J. PRUITI 1:42.368	13	61 R. BELLING 1:42.597
10	87 Z. LEVY 1:42.638	14	86 A. FORDE 1:43.363	14	25 S. HASLAM 1:43.417

Scott Laing

Chief Time Keeper - Scott Laing

Tom Williams

Clerk of Course - Tom Williams



COMPUTIME RACE TIMING SYSTEMS PTY LTD
www.computime.com.au

9 Timber Lane, Glen Waverley Vic 3150. Ph: 0418 17 13 17

E-mail: scott@computime.com.au



Computime Race Timing Systems Pty Ltd © 1996
Licensed to Computime Race Timing Systems



SUPPORT CLASS RESULTS

AUSTRALIAN SUPERSPORT

Date: 24/02/17
Event: Q03
Weather: Cloudy - Temp: 18.6C
Track: Dry - Temp: 29.7C

Started at: 17:00:10
Laps: 15 Min
Starters: 35
Printed at: 17:25

PROVISIONAL GRID SHEET

11	56 J. BROADBENT 1:43.444	19 B. MACKENZIE 1:44.254	18 J. RHODES 1:44.321
12	23 J. McCABE 1:44.638	33 S. WILLMOTT 1:47.504	

*** ALL RIDERS QUALIFY ***

The results are provisional until the end of the time limit for protests and appeals.

Scott Laing

Chief Time Keeper - Scott Laing

Tom Williams

Clerk of Course - Tom Williams



Computime Race Timing Systems Pty Ltd © 1996
Licensed to Computime Race Timing Systems
COMPUTIME RACE TIMING SYSTEMS PTY LTD
www.computime.com.au

9 Timber Lane, Glen Waverley Vic 3150. Ph: 0418 17 13 17

E-mail: scott@computime.com.au

